




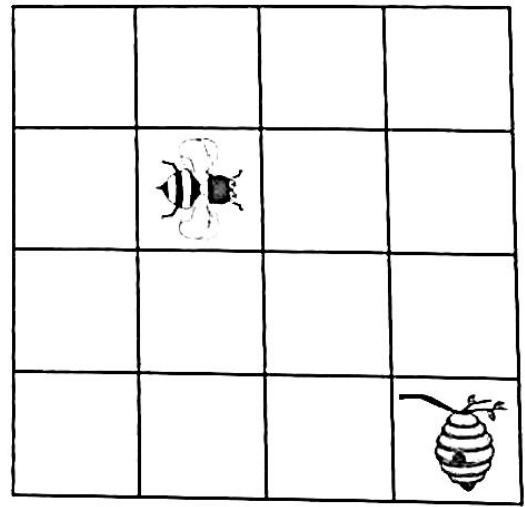
Describing movement and turns

1 The pirate moves to the treasure.
Put an X where the treasure is.
Instructions to find the treasure:



- Forwards 2
- Quarter turn clockwise
- Forwards 1

2 Complete the sentences to get the  to the .




clockwise
anticlockwise
forwards
backwards
quarter

Go spaces _____.


Make a _____ turn

_____.


Go spaces _____.

3 Match each image to the correct instructions to get from the Start to the .


a)

		
Start		

Forwards 2, quarter turn anticlockwise, forwards 1


		
	Start	

Forwards 2, quarter turn clockwise, forwards 2

		
Start		

Forwards 1, quarter turn clockwise, forwards 1

b) Create your own instructions for the grid below.

		
		Start

You could start with a turn or you could start by moving forwards.



4 Is Tom correct? How do you know?





A quarter turn clockwise is the same as a three-quarter turn anticlockwise.

I am going to try it for myself.

Reflect

Draw the arrow in a different position.

Can your partner describe how you have turned it?



I will try to describe my partner's arrow in two ways!

