



Block diagrams


1 The block diagram shows how many times children played on equipment at the park.

a) Which was the most popular equipment?

b) Which was the least popular equipment?

c) How many times were the  used?

d) How many more times was the  used than the ?



2 Children in Year 2 were asked their favourite fruit.

Use the information to complete the block diagram.


 16

 8

 7

 12

 14



3 Children in Year 2 were asked about their holidays.

a) How many children said




altogether?

b) How many more children said




than

c) Circle the third most popular holiday on the block diagram.





4 What mistakes can you see?



Reflect

Explain why a block diagram would not be a helpful way to represent these numbers.

75 80 27

-
-
-
